

Vianočný Špeciál


PRACOVNÉ LISTY PRE PREDŠKOLÁKOV





DOKRESLI, ČO CHÝBA.



NÁJDI CESTIČKU!




POZRI SA NA OBRÁZKY VO ŠTVORICI. ZAKRÚŽKUJ OBRÁZOK,
KTORÝ VYZERÁ ODLIŠNE.







MENO DIEŤAŤA: _____

DOKRESLI DRUHÚ POLOVICU OBRÁZKA!



DOKRESLI, ČO CHÝBA.



SPOČÍTAJ!



+



=



+



=







+





=



VYMAĽUJ VIANOČNÉ OZDOBY!



DOKRESLI, ČO CHÝBA.





SPOČÍTAJ!

 +  = _____

 +  = _____


 +  = _____

 +  = _____


 +  = _____

MENO DIEŤAŤA: _____


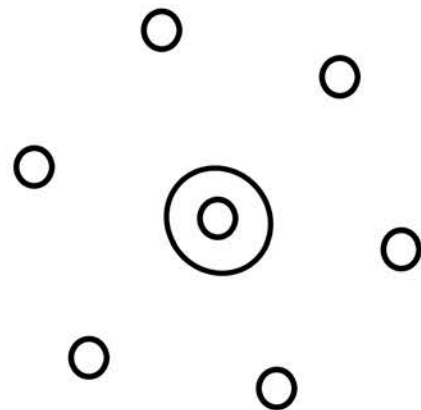
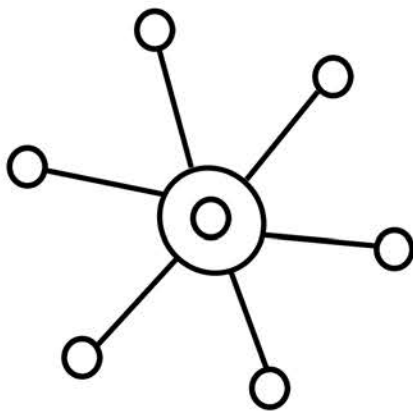
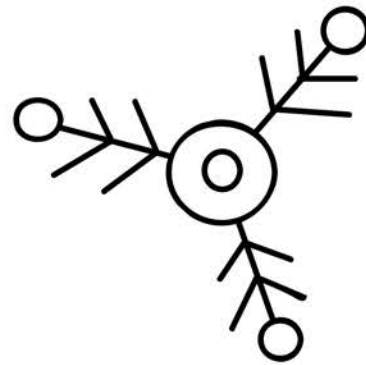

DOKRESLI DRUHÚ POLOVICU OBRÁZKA!





NÁJDI DVOJICE A SPOJ ICH ČIAROU.



DOKRESLI, ČO CHÝBA.



NÁJDI DVOJICE A SPOJ ICH ČIAROU.



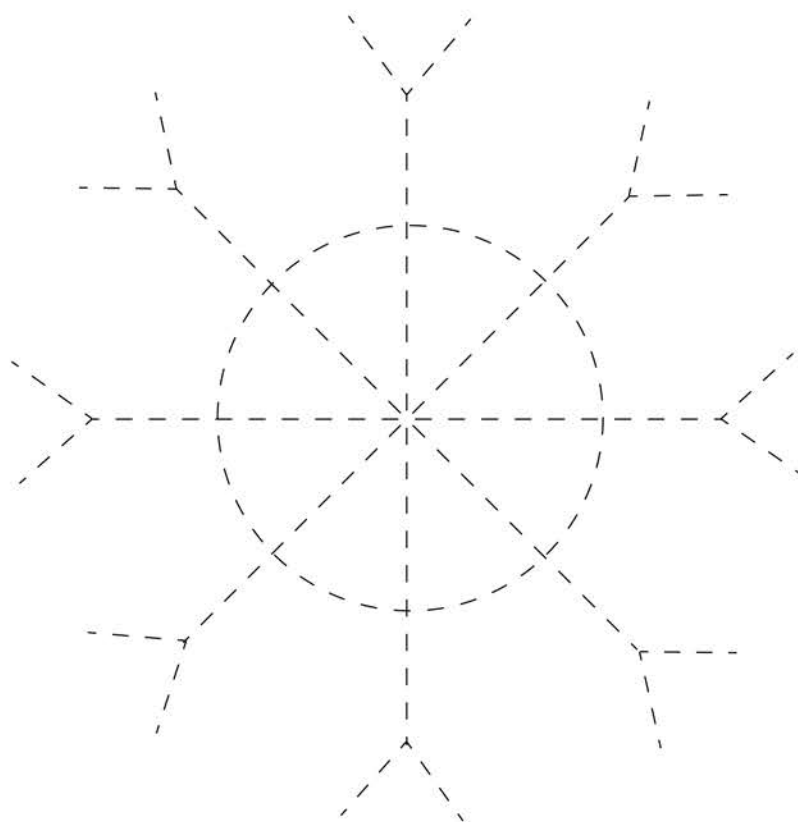
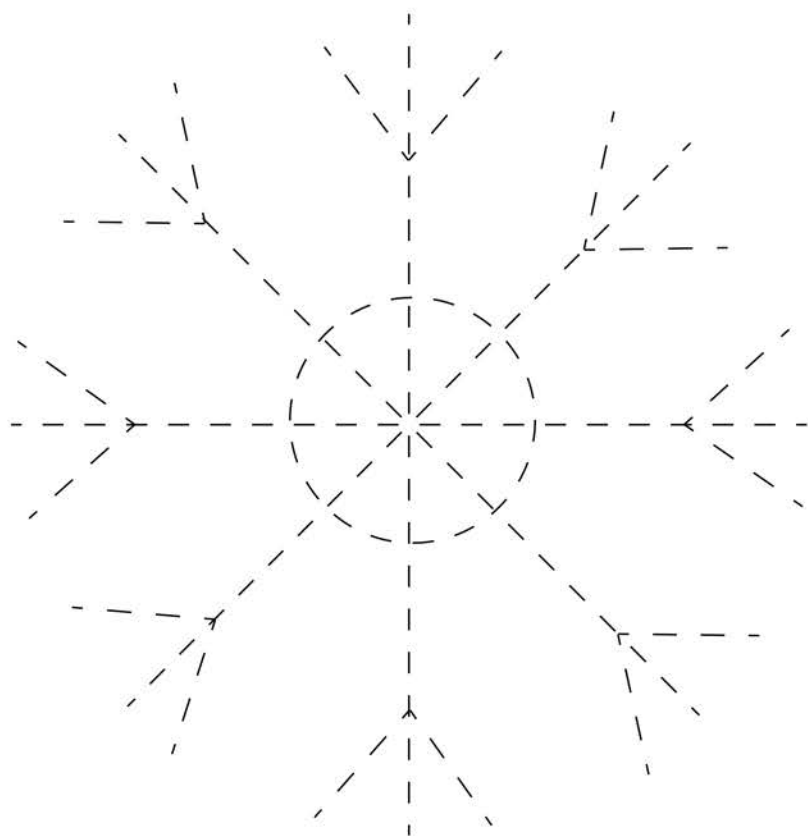
SPOČÍTAJ!

$$\begin{array}{c} \text{❄} \quad \text{❄} \quad + \quad \text{❄} \quad \text{❄} \quad = \end{array}$$


$$\begin{array}{c} \text{🌲} \quad \text{🌲} \quad + \quad \text{🌲} \quad = \end{array}$$

$$\begin{array}{c} \text{🐦} \\ \text{🐦} \quad \text{🐦} \quad + \quad \text{🐦} \quad = \end{array}$$

OBKRESLI OBRÁZKY.

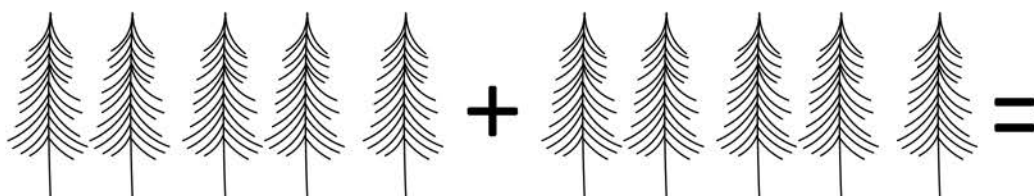


VYMAĽUJ!



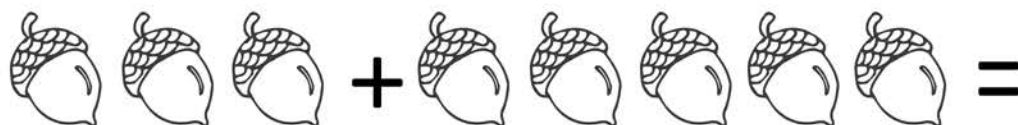
SPOČÍTAJ!














DOKRESLI, ČO CHÝBA.



VYMAĽUJ!



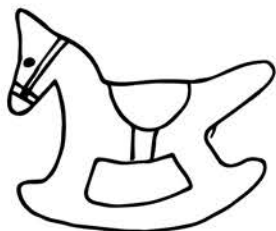
NÁJDI CESTIČKU!



**VYFARBI NAJVÄČŠIU ZIMNÚ ČIAPKU ČERVENOU, MENŠIU
ZELENOU A NAJMENŠIU ŽLTOU FARBOU.**



NÁJDI DVOJICE A SPOJ ICH ČIAROU.

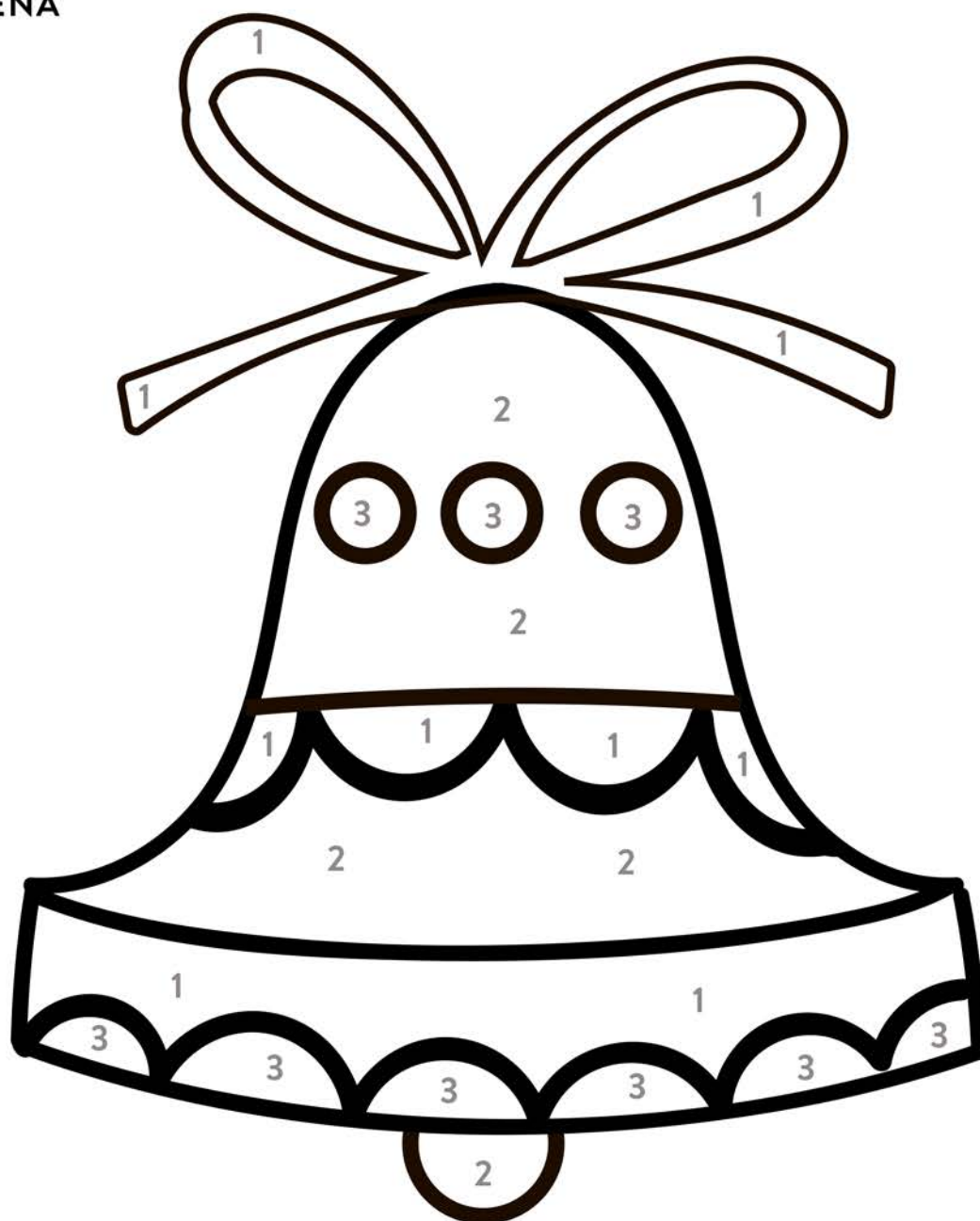


VYFARBI OBRÁZOK PODĽA KĽÚČA.

1 = ČERVENÁ


2 = MODRÁ

3 = ZELENÁ




MENO DIEŤAŤA: _____

NÁJDI CESTIČKU!






MENO DIEŤAŤA: _____



DOKRESLI DRUHÚ POLOVICU OBRÁZKA!



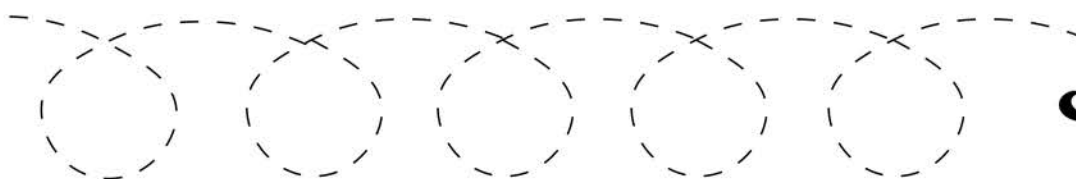
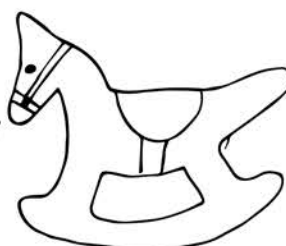
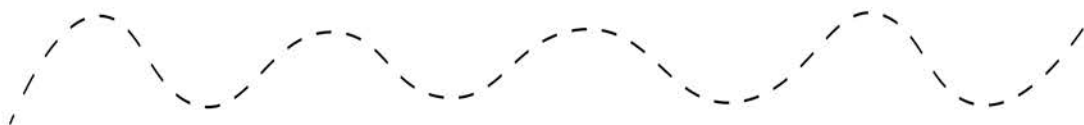
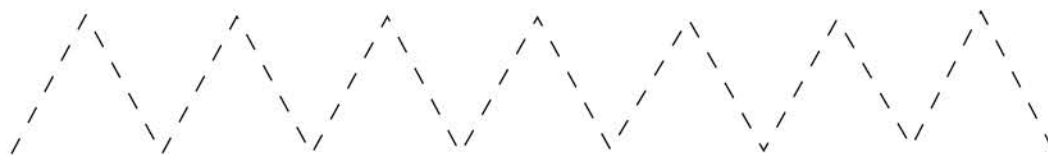
ZAKRÚŽKUJ, V KTOREJ SKUPINE PREDMETOV JE ICH VIAC.



OBKRESLI OBRÁZKY.



OBKRESLI TVARY!






MENO DIEŤAŤA: _____


DOKRESLI DRUHÚ POLOVICU OBRÁZKA!





NÁJDI OBRÁZOK, KTORÝ K ZIME NEPATRÍ A PREČIARKNI HO.




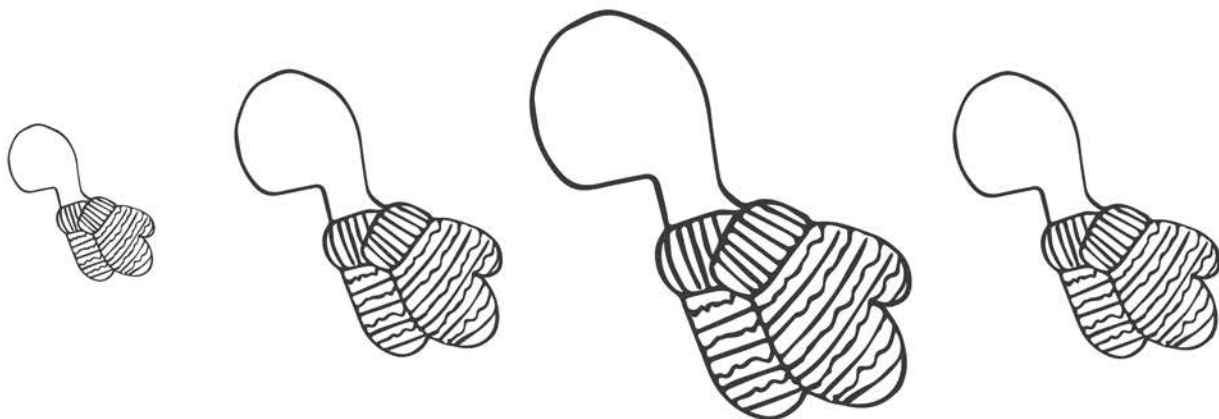
POSPÁJAJ ČÍSLA A ZISTI, ČO JE NA OBRÁZKU! OBRÁZOK VYFARBI.





SPOČÍTAJ!



NAJMENŠÍ OBRÁZOK ZAKRÚŽKUJ A NAJVÄČŠÍ PREČIARKNI.




POZRI SA NA OBRÁZKY VO ŠTVORICI. ZAKRÚŽKUJ
OBRÁZOK, KTORÝ VYZERÁ ODLIŠNE.




MENO DIEŤAŤA: _____

DOKRESLI A VYZDOB STROMČEK, AKO SA TI PÁČI.

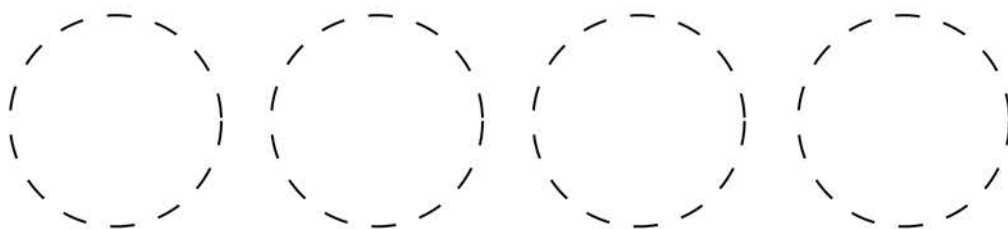
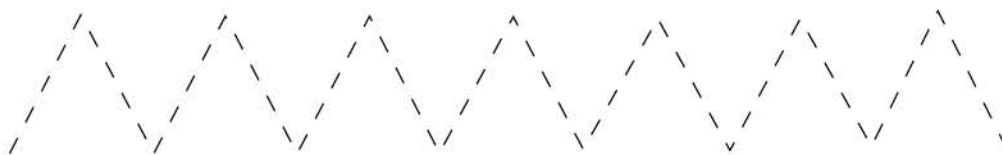
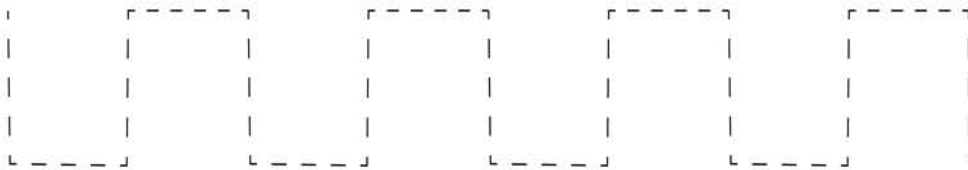


**POZRI SA PORIADNE NA OBRÁZKY VO VEĽKOM RÁMČEKU A POTOM
V MALÝCH RÁMČEKOCH. ROVNAKÉ PREDMETY SPOJ ČIARAMI.**



MENO DIEŤAŤA: _____

OBKRESLI TVARY!




VYFARBI OBRÁZOK PODĽA KĹÚČA.

1 = ČERVENÁ

2 = MODRÁ

3 = ZELENÁ



MENO DIEŤAŤA: _____

NÁJDI CESTU K DARČEKU!

