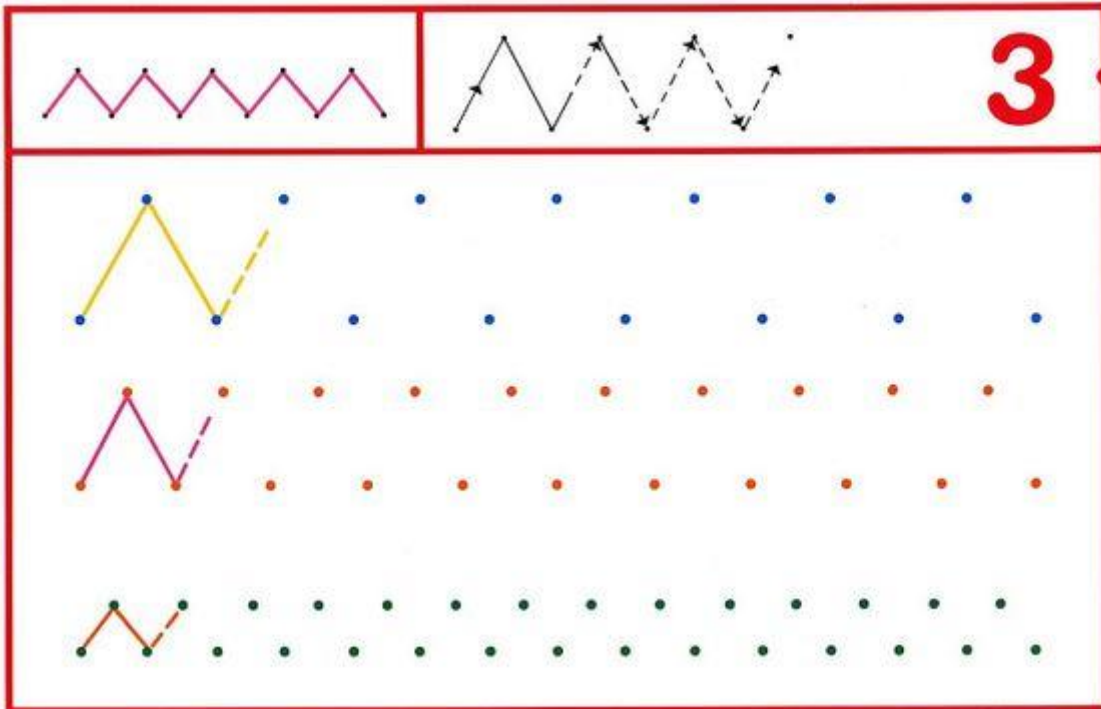



A large blue-bordered grid for tracing practice, divided into three horizontal sections. The top section features a dotted line starting from a yellow pencil icon, curving up and then down, with blue dots for starting points. The middle section features a dotted zigzag line with red dots. The bottom section features a dotted line forming three loops with green dots. Each section has a grid of corresponding colored dots for independent practice.

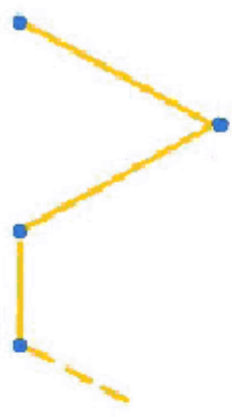
tes  
resources



A red-bordered grid for tracing practice. The top row contains a solid pink zigzag line on the left and a dashed black zigzag line with arrows on the right. To the right of the dashed line is a large red number '3'. Below this row are three rows of tracing practice. The first row has blue dots and a yellow solid zigzag line followed by a dashed one. The second row has orange dots and a purple solid zigzag line followed by a dashed one. The third row has green dots and a brown solid zigzag line followed by a dashed one.



4



		<h1>5</h1>

		<h1>7</h1>